



English | Español

Avery's Creek Elementary

Buncombe County Schools

School Website: 
(<http://aces.buncombeschools.org/>)

Grade Span: KG-04 **Charter:** No
15 Park South Boulevard, Arden, NC 28704
828-654-1810

Compare to Other Schools 

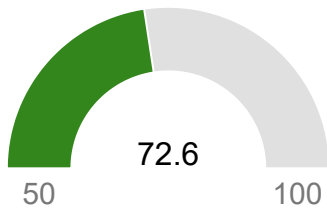
2018-19 Overall Performance

View Performance by School or District	View Performance by Subgroup
--	--

D 2018-19
GRADE

53

PERFORMANCE GRADE SCORE




Academic Growth


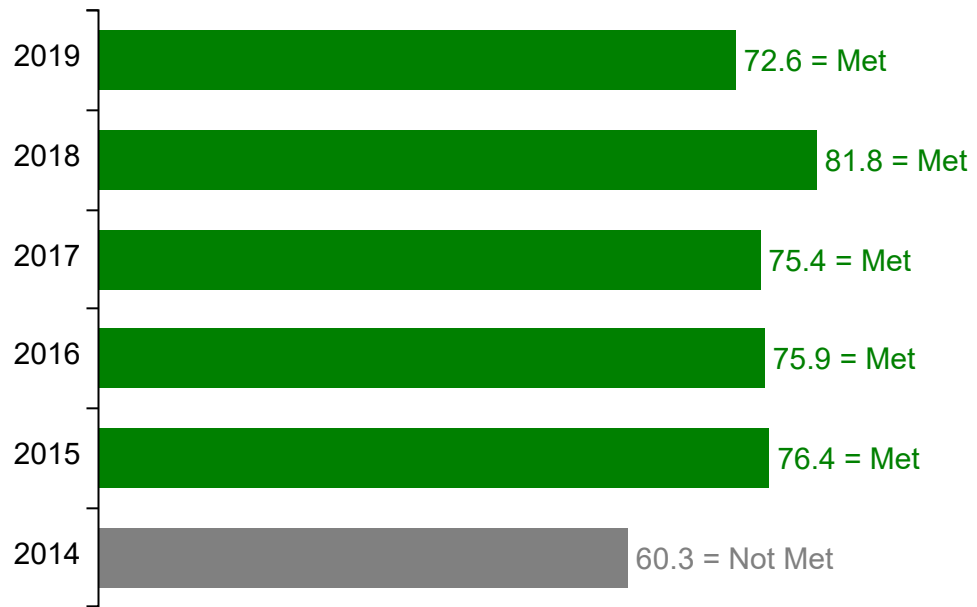
 **Growth Met**

Growth Range	Growth Status
85.0-100.0	Exceeded
70.0-84.9	Met
50.0-69.9	Not Met


Performance Grade Score History.



Academic Growth History



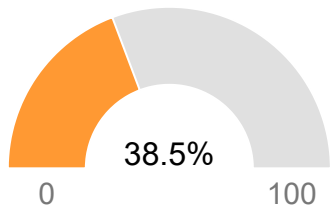
C2018-19
EOG MATH GRADE**56**EOG MATH GRADE
SCORE **Growth Met****D**2018-19
EOG READING GRADE**51**EOG READING GRADE
SCORE **Growth Met**

 **Note - To protect student privacy, some data values for small groups will be suppressed as “> 95%” or “< 5%” in the charts or tables below. For counts less than 10, no data will be displayed.**

2018-19 Student Characteristics & Participation

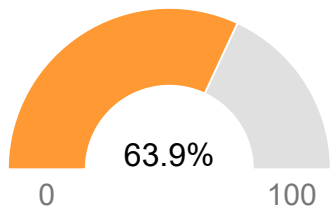
This section describes some key measures about the students at this school.

Incoming Student Readiness

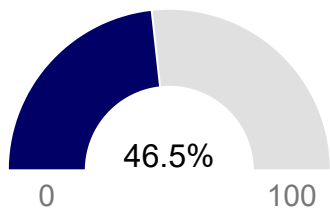


38.5% of the students entering Kindergarten Grade across the school are proficient.

Percentage Economically Disadvantaged i



63.9% of Students across the school are economically disadvantaged.



46.5% of Students across the state are economically disadvantaged.

2018-19 Student Performance

Student Performance by School/District	Student Performance by Subgroup
---	------------------------------------

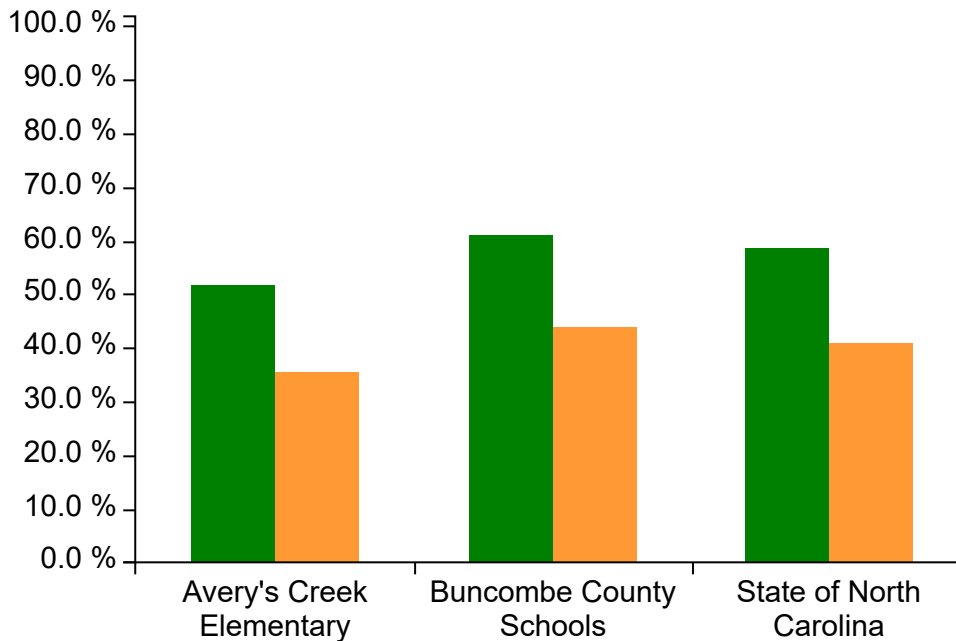
This section describes student performance in various test subject areas. Student test performance is reported as one of five achievement levels **i**. Levels 1 and 2 are below grade level. Level 3 is grade level proficient. Levels 4 and 5 indicate students are on track for career and college readiness. For math, student test performance is reported as one of four achievement levels. Not Proficient is below grade level. Level 3 is grade level proficient, Levels 4 and 5 indicate students are on track for career and college readiness.

Proficiency in Subject Areas

Math Performance **i**

Summary Chart

Table



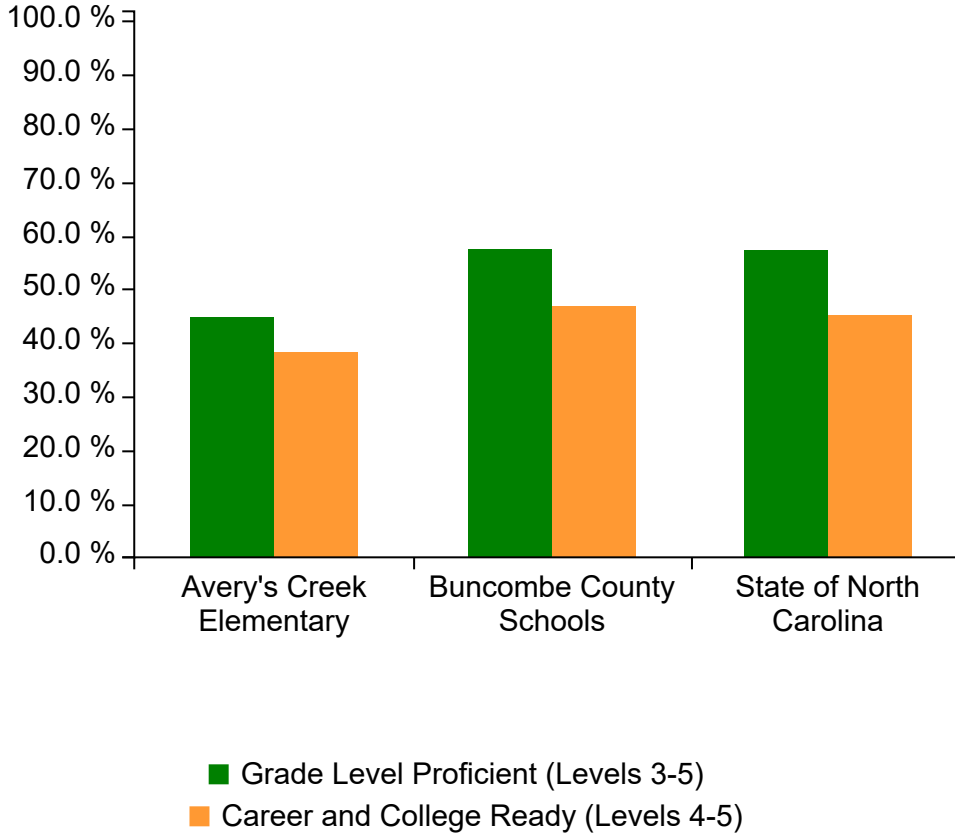
- Grade Level Proficient (Levels 3-5)
- Career and College Ready (Levels 4-5)

English Language Arts/ Reading Performance



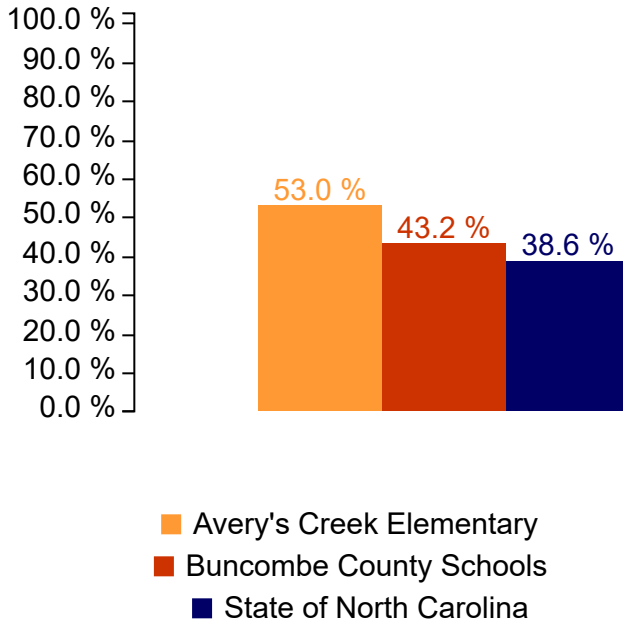
Summary Chart

Table

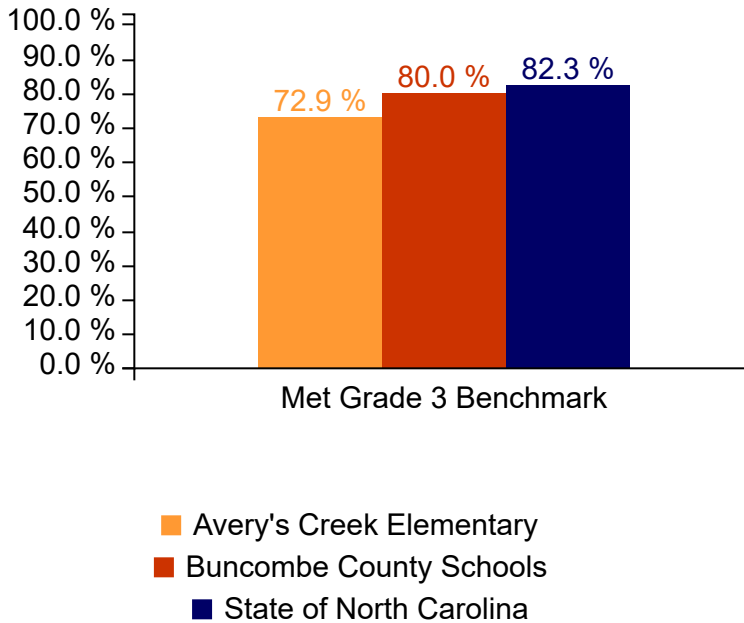


Other Measures

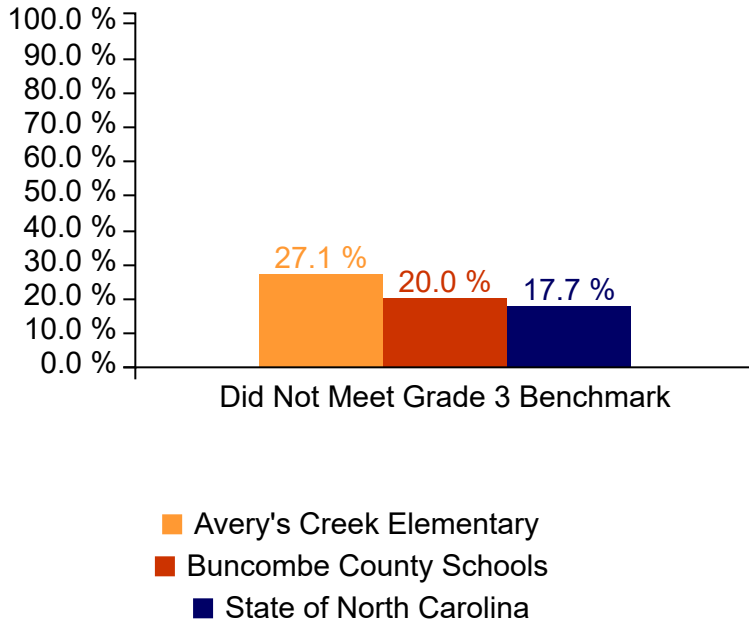
English Learner Progress



Read to Achieve - Met Grade 3 Benchmark ⓘ



Read to Achieve - Did Not Meet Grade 3 Benchmark ⓘ



Test Participation i

Percentage of students participating in state mandated standardized testing.

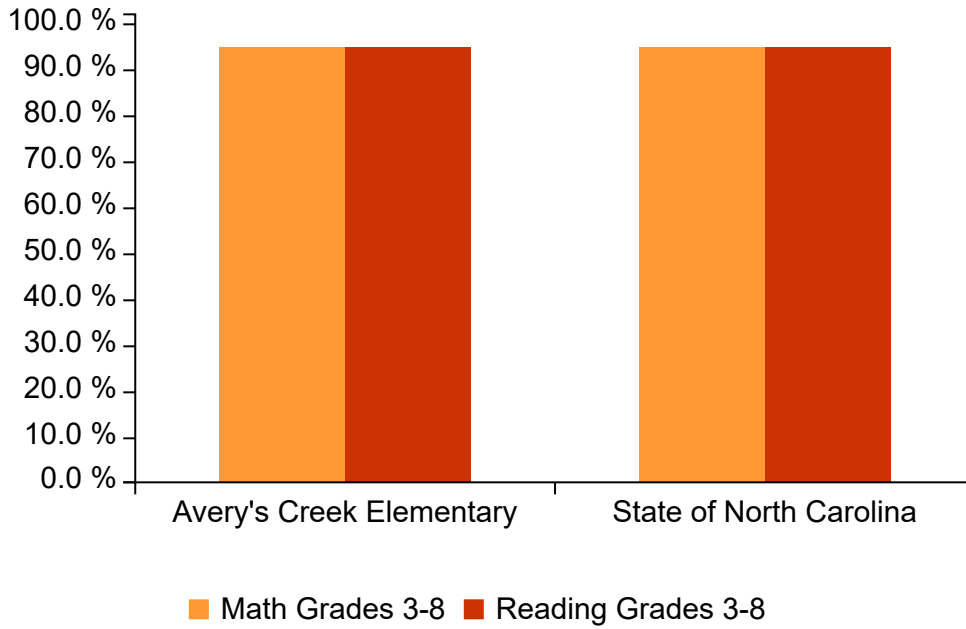


Chart Table

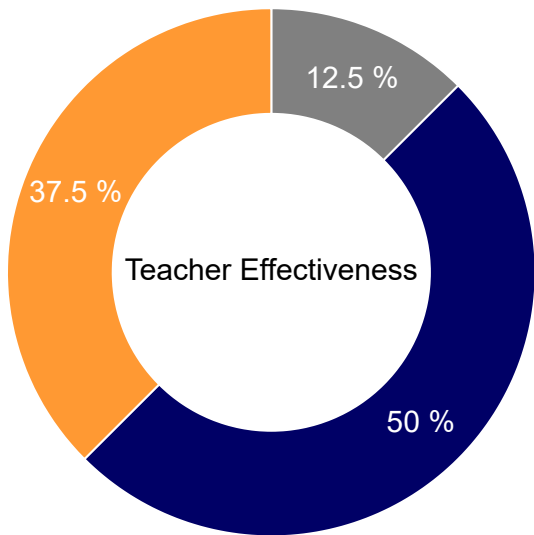
Students with Disabilities Alternate Test Participation

The percent of tested students is expected to be below 1% at the state level. Most schools have so few students that this information may be masked to protect student privacy. **i**

2018-19 Teachers and Qualifications

This section provides information on teachers and their qualifications.

Avery's Creek Elementary **i**



Needs Improvement
 Effective
 Highly Effective

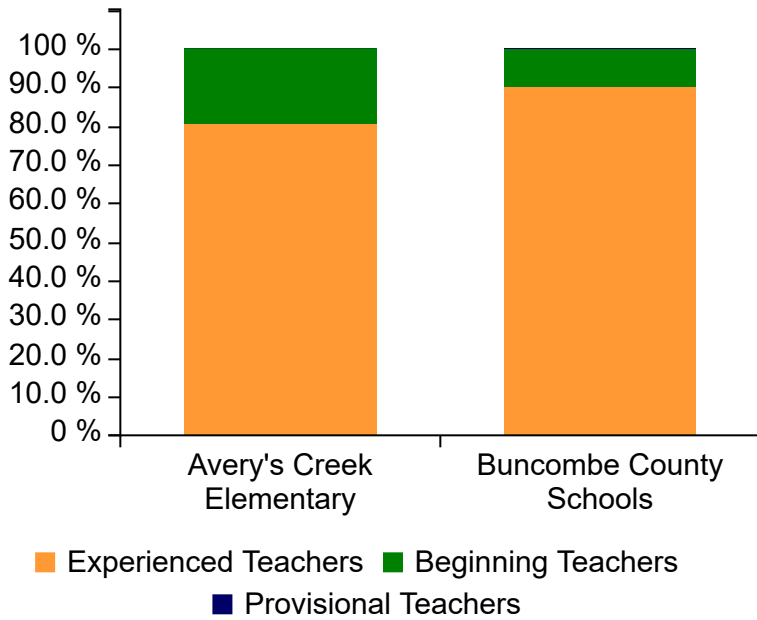
Chart

Table

Summary Chart

Table

Teacher Qualifications



2018-19 School Environment

View Environment
by School/District

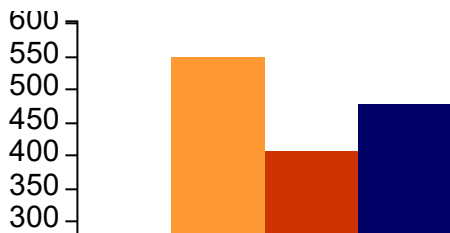
View Environment
by Subgroup

This section provides information on the school environment and facilities

Total Students

547

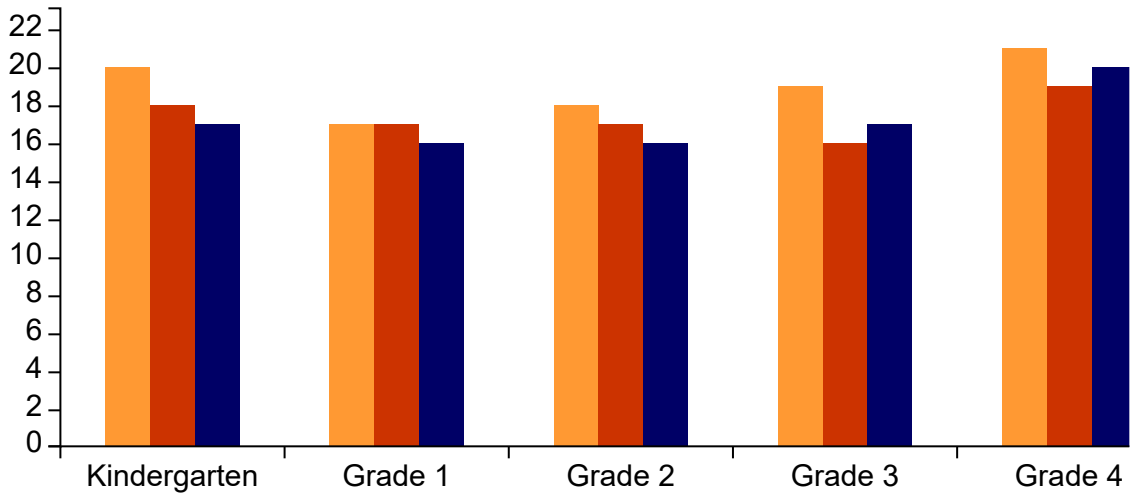
Student Enrollment i






- Avery's Creek Elementary
- Buncombe County Schools
- State of North Carolina

Average Class Size ⓘ



- Avery's Creek Elementary
- Buncombe County Schools
- State of North Carolina

Suspension and Expulsion Rates (per 1000 students) ⓘ




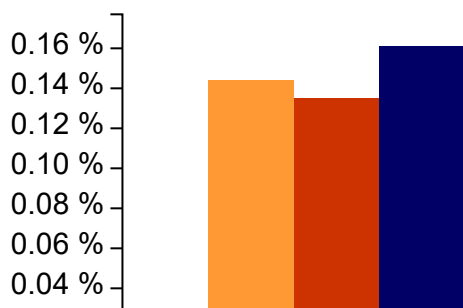



Chart Table

Rates of Criminal Acts, Bullying, Law Enforcement Referrals, and Arrests (per 1000 Students) ⓘ

	Criminal Acts	Bullying and Harassment	Referral to Law Enforcement	Arrests
Avery's Creek Elementary	0.00	25.41	0.00	0.00
Buncombe County Schools	10.06	24.08	12.19	0.00
State of North Carolina	6.29	11.28	2.48	0.10

Chronic Absenteeism ⓘ

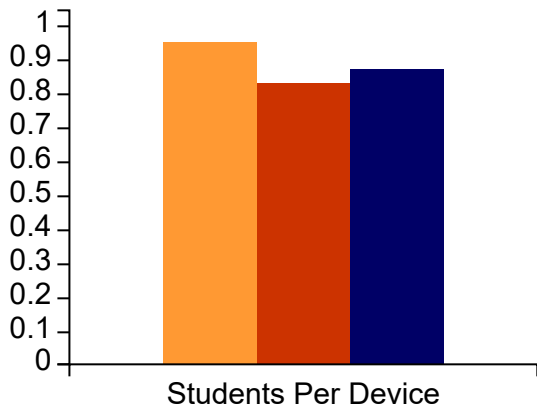




- Avery's Creek Elementary
- Buncombe County Schools
- State of North Carolina

Chart Table

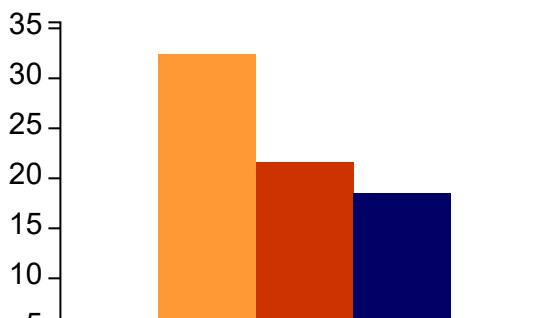
Students Per Device i



- Avery's Creek Elementary
- Buncombe County Schools
- State of North Carolina

Chart Table

Book Titles Per Student i

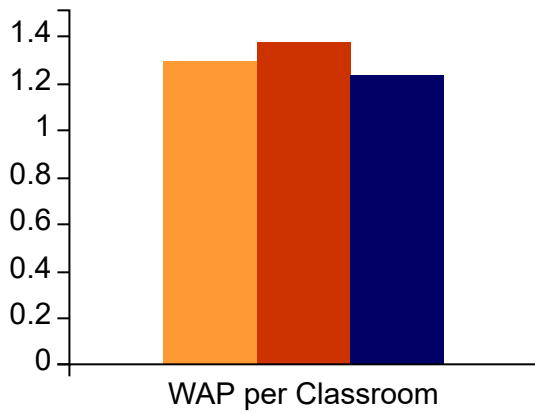




- Avery's Creek Elementary
- Buncombe County Schools
- State of North Carolina

Chart Table

Wireless Access Points per Classroom ⓘ



- Avery's Creek Elementary
- Buncombe County Schools
- State of North Carolina

Chart Table

Arts Education ⓘ

The following arts education programs are offered at Avery's Creek Elementary.





Dance	Music	Theatre Arts	Visual Arts
-------	-------	--------------	-------------



Dance
Music
Theatre
Arts
Visual
Arts

Strategic Planning 2018-19

This section provides information on Avery's Creek Elementary's strategic planning, goals and progress.

- Title 1 Status 
- Comprehensive or Targeted Support:
 - Targeted Support and Improvement (TSI) Additional Targeted Support 
 - Targeted Support and Improvement (TSI) Consistently Underperforming Subgroups (CU) 
- Low Performing School Designations:
 -  NC Designated Low Performing School

Progress Goals

This school has progress goals for EL Progress, Math Grades 3-8, and Reading Grades 3-8 in the following student groups - ALL, Black, Economically Disadvantaged, English Learners, Hispanic, Students with Disabilities, and White.

Click the following link 

(http://accrpt.ncpublicschools.org/essa_ltg/ltg.html) to see the progress of student groups at this school (note you will need to select this school again).

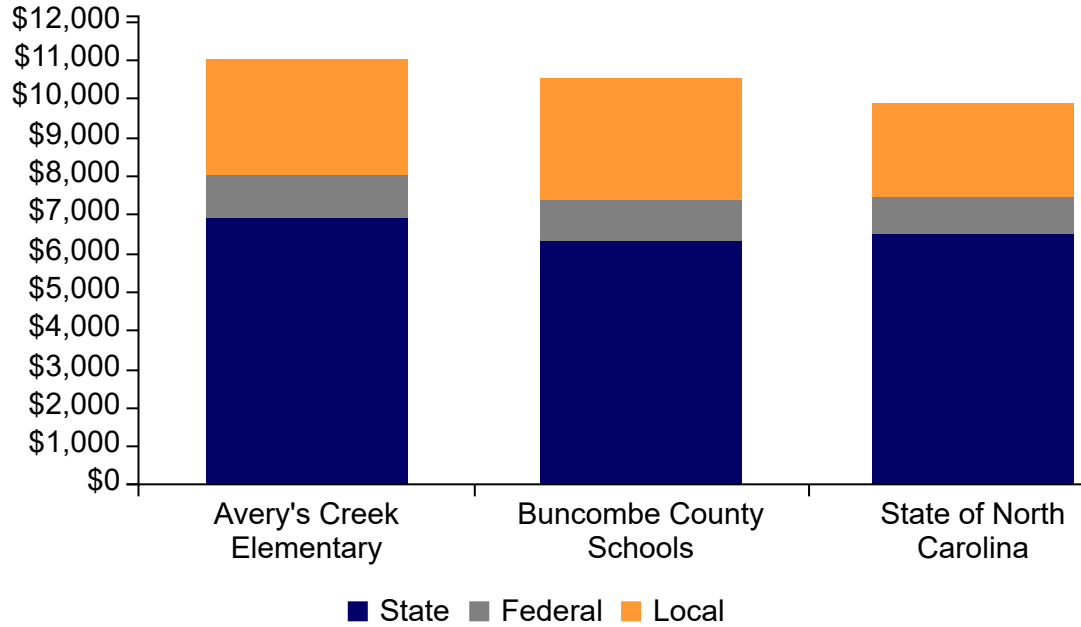
Financial Data 2018-19

This section provides information on the school funding and

expenditures. For more details see the NC Financial Transparency site here

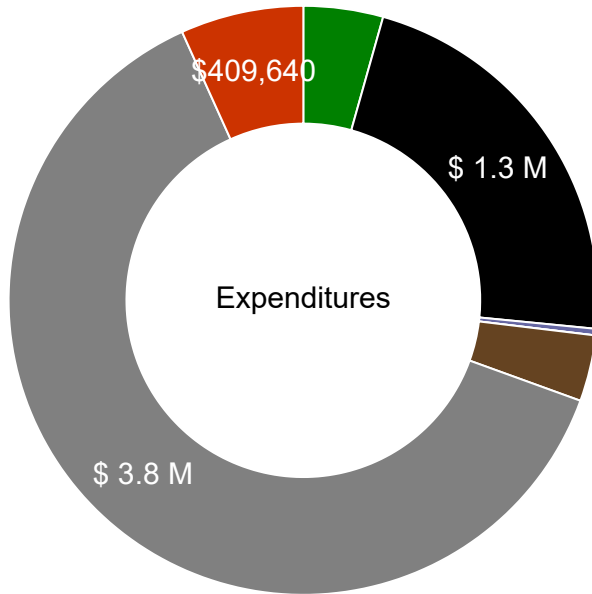
(<https://gdacreporting.ondemand.sas.com/srcfinance/school?school=110410&year=2018>)

Per Pupil Source of Funding



Use of Funds

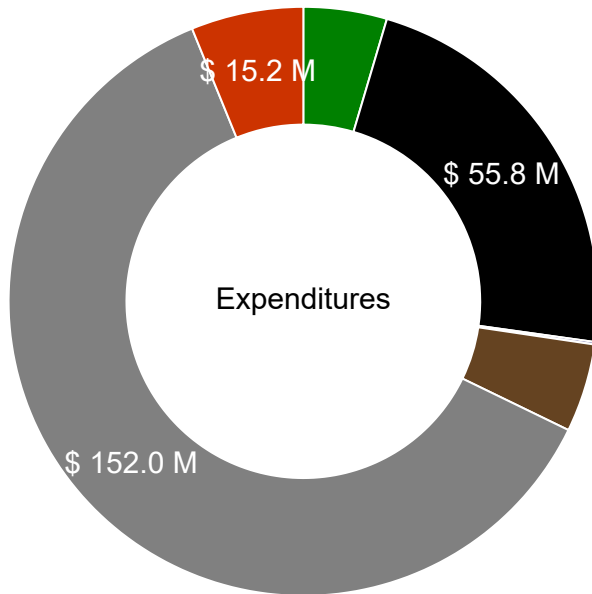
Avery's Creek Elementary 



- Central Expenses
- Employee Benefits
- Instructional Equi
- Other Objects
- Purchased Services
- Salaries
- Supplies & Materia

[Chart](#) [Table](#)

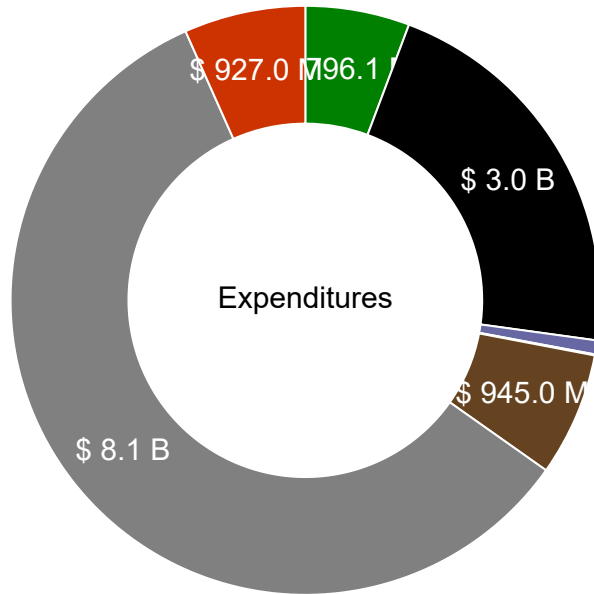
Buncombe County Schools i



- Central Expenses
- Employee Benefits
- Instructional Equi
- Other Objects
- Purchased Services
- Salaries
- Supplies & Materia

[Chart](#) [Table](#)

State of North Carolina i



- Central Expenses
- Employee Benefits
- Instructional Equi
- Other Objects
- Purchased Services
- Salaries
- Supplies & Materia

Chart Table

